


MSPRO_Manual_Product_Operations

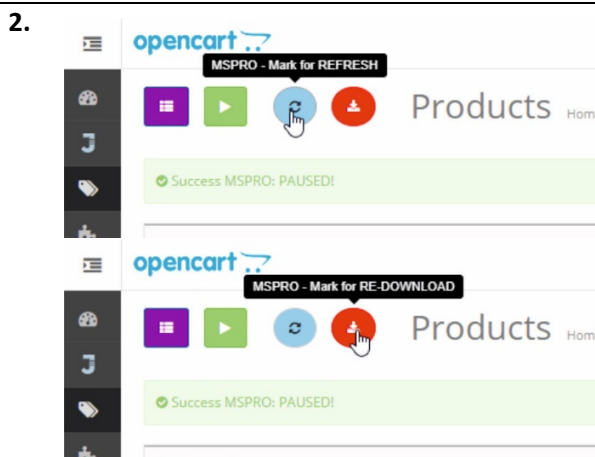
Opencart Extension

User Manual



To place MSPRO into **MANUAL MODE**, go to the products page in Opencart and click the **'pause button'**.

If MSPRO is already downloading/updating products, these cannot be interrupted and will continue to be processed until completion. However, by clicking pause, all other products will become unavailable to MSPRO which will not be able to start any other automated process.



When MSPRO is paused, you are essentially in **MARKING MODE**.


Here you select some products and mark them with either:

1. **Refresh** the products or
2. **Re-download** the products.

Use the Opencart product list to select the products you want.

When you are finished, click the appropriate button.

A refresh just updates the product, while a re-download will delete the current product and download it again, causing the product to receive a new product ID.



After you click the refresh or re-download button, you will see a new **'Update Marked Products button'**.

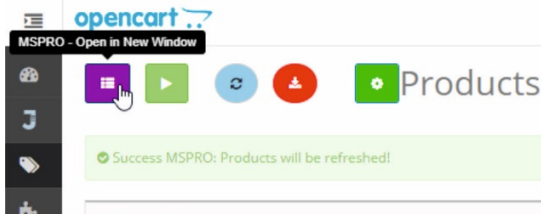
Clicking this button takes you out **MARKING MODE** and readies MSPRO to run your manual operation. However, you do not have to press it yet. If you want you can continue marking more products, for the operations you require.

When you are finished with your marking, click the **'Update Marked Products button'**.

MSPRO_Manual_Product_Operations

Opencart Extension

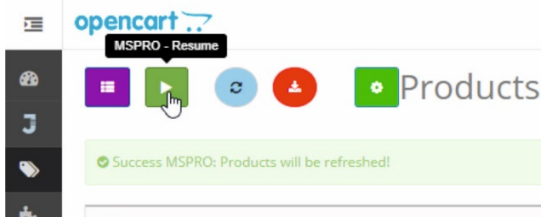
4. Now you can open MSPRO and begin a manual run.



Click the '**MSPRO button**' to open MSPRO, login and run it manually. Only the products you have previously marked will be processed.

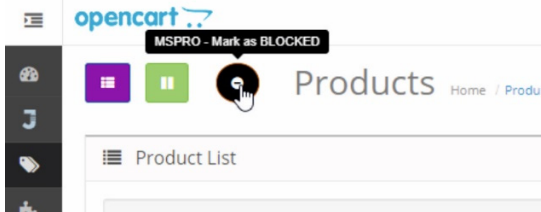
After the process is complete, you **MUST REMEMBER** to place MSPRO into automatic mode again, otherwise it will never run.

5. To return MSPRO into **AUTOMATIC MODE** again, go back to the products page in Opencart and click the '**Resume button**'.



The message 'Success MSPRO: Normal functionality has been RESUMED!' will be displayed.

6. Finally, if you ever require some products to never be updated again by MSPRO, you can select them and use the '**Mark as BLOCKED button**'. MSPRO will not touch them again.



This may be useful for products you want to manually manage.

For this process, you do not need to pause MSPRO or do anything else - just select them and mark them as blocked.

If you ever need to bring them back, just mark them for update with the process specified earlier - after the update, they will continue as normal.